



Europäisches Patentamt
 European Patent Office
 Office européen des brevets

0031633
 A2

19

11 Publication number:

12

EUROPEAN PATENT APPLICATION

21 Application number: 80301368.9

51 Int. Cl.³: G 02 C 7/02

22 Date of filing: 25.04.80

30 Priority: 20.12.79 JP 165958/79

71 Applicant: Kabushiki Kaisha Hoya Lens,
 Kowada 25-banchi, Itsukaichimachi, Nishitamagun,
 Tokyo (JP)

43 Date of publication of application: 08.07.81
 Bulletin 81/27

72 Inventor: Tarumi, Niro, 280-27-302 Haljimacho,
 Akishima-City Tokyo (JP)
 Inventor: Komiya, Shigeo, Miyazawacho 309-8,
 Akishima-City Tokyo (JP)
 Inventor: Tsuchiya, Makoto,
 Otsu 132-1 Sekimachi 1-chome, Nelma-ku Tokyo (JP)

84 Designated Contracting States: BE DE FR GB IT LU NL
 SE

74 Representative: Harrison, David Christopher et al,
 MEWBURN ELLIS & CO 70 & 72 Chancery Lane, London
 WC2A 1AD (GB)

54 Method of marking a lens.

57 Hydrophilic indicia are marked on an ophthalmic lens of plastics material by treating the lens surface with an agent which provides a marking on the lens surface which is visible only when moisture is applied to the lens surface, for instance when a person's breath is applied to the lens surface. Lenses so marked are readily identified and recognized when fogged but otherwise remain totally transparent with the optical properties of the lens itself being unaffected. The agent used is concentrated sulfuric acid at a concentration of 50% and, to reduce application times, up to 1% of a sulfate, preferably silver sulfate.

EP 0 031 633 A2

METHOD OF MARKING A LENS

5 The present invention relates to a method of placing indicia on an ophthalmic lens of plastics material, the indicia symbols letters numbers or other marks, and to ophthalmic lenses produced and marked by this process.

10 Various lenses of plastics material have been used as ophthalmic lenses due to their properties of light weight, shock resistance, heat resistance, and resistance to a wide variety of organic solvents. Such
15 ophthalmic lenses are typically made of polymethylmethacrylate, polystyrene, polycarbonate and polydiethyleneglycol bis-allylcarbonate, the last of which is hereinafter referred to as CR-39. These lenses have been widely manufactured and sold by various
20 suppliers for use as spectacle lenses. As will be appreciated these lenses can have a wide variety of styles and it is necessary for the manufacturers to distinguish both between lenses from different
25 manufactuers as well as between different styles of lenses within a particular manufactuer's product line. Typical indicia include symbols, logos, letters, numbers and the like.

30 Prior procedures for making such lenses included printing or engraving the indicia onto the lenses themselves. However, such procedures give a rather unaesthetic appearance to the lenses and tend to disturb and detract from their optical characteristics. Moreover the marking process often requires tedious
35 manual work, and if done faintly enough so as not to be

objectionable from an aesthetic point of view a printed indication is very easily removed.

5 Furthermore, during this process the lenses may easily be damaged and special equipment is required for marking the lenses in this manner.

10 We have found that these and other disadvantages of the prior art may be overcome when the lenses are provided with hydrophilic surface defining the indicia.

15 The method according to the present invention is readily accomplished by providing a hydrophilic surface treatment to the portion of the lens to which the symbol or letters or other marking is to be applied. This is accomplished by applying concentrated sulfuric acid to the lens and thus marking on it the mark or indicia desired. The concentration of the sulfuric acid is at least 50% by weight and, preferably, the concentrated sulfuric acid contains up to 1% by weight of a sulfate and preferably silver sulfate as the treatment time required to achieve the desired degree of marking is then substantially shortened. Generally speaking, the greater the concentration of the sulfuric acid the shorter the treatment time required is and the more durable the applied mark is. When the concentration of sulfuric acid used is less than 50% a considerable amount of time is required to complete the marking process, thus
25 concentrations of sulfuric acid less than 50% are neither practical nor economical. The treatment may be carried out at room temperature and the treatment time may be decreased by conducting the treatment at a higher temperature, for instance 60°C.
30

35

We prefer to use the polycarbonate or the CR-39 plastics material for the lenses, identified above. It has been found that when lenses are made from other plastic materials, such as polymethylmethacrylate and polystyrene, a discoloration of the marked portion may occur. Accordingly the preferred ophthalmic lenses are made from polymers of polycarbonate or CR-39.

Any of several methods may be employed for creating the marking or symbol on the surface of the lens. These include pressing a printing block or die which is permeated with the concentrated sulfuric acid onto the lens surface. Alternatively one may manually write symbols, letters or the like with a pencil or brush made of a material inert to the concentrated sulfuric acid being employed, the stylus, pencil or brush being permeated with the concentrated sulfuric acid. One may of course use a mask from which the desired symbol or letter has been cut by affixing the mask to the lens and then immersing the entire lens into a concentrated sulfuric acid solution. It will be appreciated that other methods of applying the marking to the lens surface may be used in accordance with the process of the present invention and that, in practice the operator will select the most convenient method of application.

Lenses treated in accordance with the present invention do not have a noticeable marked portion under normal conditions and in the dry state. However the mark is easily made visible when the lens is fogged, for example by a person blowing onto the lens surface. This is quite distinct from other previously suggested methods of marking in which a symbol or letter is physically engraved or printed on the surface of the lens. When a person's breath is applied to the lens surface virtually the entire surface of the lens becomes fogged with

moisture which has condensed on the lens however that area to which the marking or indicia has been applied will appear to be transparent since the marked portion of the lens be it a symbol, letter or the like, is hydrophilic in nature. In addition in contrast with one procedure there is no need to use an ultraviolet light device in order to render the mark visible.

Some of the more apparent advantages of the present invention are as follows. We have found that the indicia on ophthalmic lenses treated in accordance with the method of the present invention are substantially more durable than those on conventionally marked lenses. This has been demonstrated by exposing a lens to ultraviolet rays for a period of 200 hours using a Xenon lamp to simulate the effect of sunlight as well as by rubbing the surface of the lens 5,000 times with tissue paper. Both of these rather rigorous procedures do not remove the mark applied to the lens surface. The physical advantages are not exhibited by conventional lenses marked by engraving or the like and the durability of the marking on the lenses produced in accordance with the present invention is much higher than with conventionally marked lenses.

It has also been found that even on wiping the lens surface with water or with organic solvents, (excepting those organic solvents which dissolve the lens polymer itself) the applied marking does not disappear.

The preferred embodiment of the invention is described below with reference to the accompanying drawings in which:- Figure 2b is a perspective view of the marked lens when fogged.

Figure 1 is a graph in which the light

transmittance curves of both the ultraviolet and the visible regions of the spectrum of a lens marked in accordance with Example 1 of the present invention is compared with an unmarked lens made of the same polymer.

5 Figure 2a is a perspective view of a marked lens embodying the present invention in usual condition; and

10 Figure 2b is a perspective view of the marked lens when fogged.

The following examples are given in order to illustrate the invention. In these examples all parts and percentages are expressed by weight.

15 EXAMPLE 1

20 A CR39 lens was marked with a letter in the following manner: a polyethylene brush was dipped into 97% concentrated sulfuric acid and the sulfuric acid was applied to the lens surface in the desired pattern. The acid was allowed to remain in place for a period of 25 minutes at 25°C and thereafter washed off with water. The resulting lens appeared to be exactly the same as a normal untreated lens, both indoors and outdoors, under normal conditions. However when a person's breath was applied to the treated lens the marking appeared as a clearly visible letter with the surrounding area being fogged by condensed water vapour droplets.

30 This procedure was repeated and a second marked lens was produced. This second lens was exposed to ultraviolet rays for a period of 200 hours in a Xenon lamp sunshine simulator and then compared with the first-produced lens which was not exposed to ultraviolet rays. No difference could be discerned between the two lenses and the marks on each were equally clear when the lenses

35

were breathed upon.

The second-produced lens was also subjected 5000 times to a strong wiping action with tissue paper. A comparison of the first-produced lens, which was not so treated, with the second-produced lens indicated that the clarity of the markings on the two lenses was the same. These two procedures, i.e. subjecting the lenses to ultraviolet light as well as physical abrasion of the lens surface indicate the durability of the marking produced by the process.

The light transmittance curves of the two lenses produced in accordance with this example were also compared with that of a normal, unmarked CR-39 lens. The results are shown in Fig.1 in which the solid line is of a lens in accordance with Example 1 and the dotted line is that due to an unmarked CR-39 lens. The two lines coincide indicating the absence of any difference between the light transmittance curve for the marked and unmarked lenses.

EXAMPLE 2

Example 1 was repeated using a polycarbonate lens and applying 97% concentrated sulfuric acid to the lens surface in the form of a letter. After the treatment was completed and the lens washed and dried, no difference in appearance was found when the lens was compared with an unmarked normal lens either indoor or outdoor environments. Indeed, the applied marking was only rendered visible by applying the person's breath to the marked lens surface. Of course a similar breath application to the unmarked lens left a totally foggy surface without any markings being visible. The

ultraviolet light test and abrasion test as outlined in Example 1 above were carried out and again no difference was seen before or after the completion of these two tests when comparing the marks appearing on the lens.

5

EXAMPLE 3

A CR-39 lens was marked as follows:

10 the marking solution used was sulfuric acid of 97% concentration which also contained dissolved therein 0.1% silver sulfate. A polyethylene brush was dipped into the acid solution and a letter was applied to the CR-39 lens surface. The acid solution was kept in contact with the lens surface for 15 minutes at 250C and thereafter was
15 washed off and the lens rinsed with water. The resulting lens appeared identical to a normal unmarked lens both indoors and outdoors, and upon application of person's breath only the marked lens showed the applied mark.

20

The ultraviolet light test and abrasion test as outlined in Example 1 above were carried out and no difference was seen before or after the completion of these two tests when comparing the marks appearing on the lens.

25

CLAIMS

- 5 1. A method for marking indicia on the surface of a lens made of plastics material characterised in that a concentrated sulfuric acid solution is applied to the lens surface in a pattern such as to form said indicia.
- 10 2. A method according to Claim 1 wherein the concentration of the sulfuric acid solution is at least 50% by weight of sulfuric acid.
- 15 3. A method according to Claim 2 wherein the concentration of the sulfuric acid solution is at least 97%.
- 20 4. A method according to Claim 1, Claim 2 or Claim 3 wherein said sulfuric acid solution contains up to 1.0% by weight of a sulfate.
5. A method according to Claim 4 wherein said sulfuric acid solution contains up to 0.1% by weight of a sulfate.
- 25 6. A method according to Claim 4 or Claim 5 wherein said sulfate is silver sulfate.
- 30 7. A method according to any of the preceding claims wherein the method is carried out at a temperature of at least 60°C.
8. A method according to any one of the preceding claims wherein the sulfuric acid solution is left in contact with the surface for a time sufficient to achieve the marking and then is rinsed off with water.

0031633

9.

9. A method according to any one of the preceding claims wherein the plastics material of the lens is polycarbonate or polydiethyleneglycol bisallylcarbonate.

1/1

FIG. 1

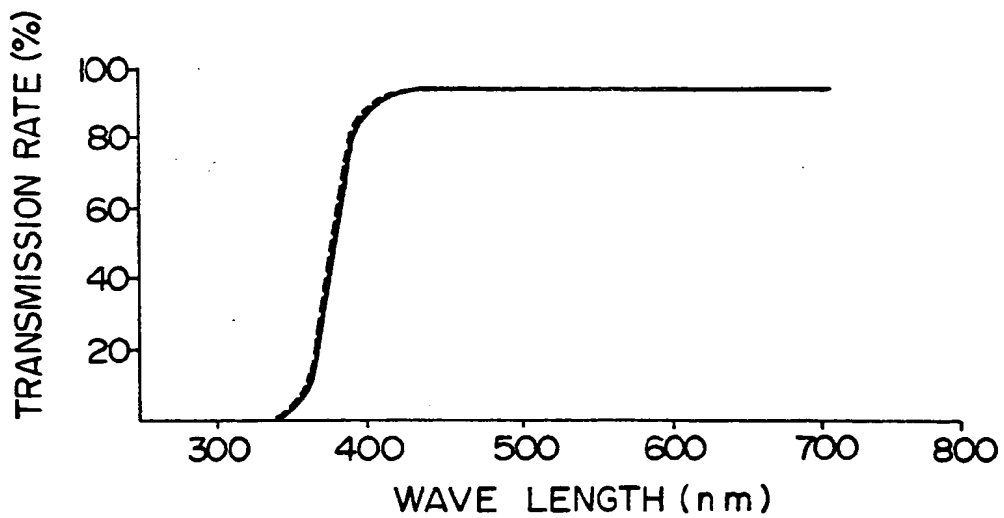


FIG. 2a

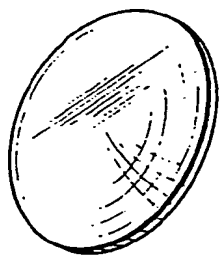



FIG. 2b



1. The first part of the document discusses the importance of maintaining accurate records of all transactions and activities. It emphasizes the need for transparency and accountability in financial reporting.

2. The second part of the document outlines the various methods and techniques used to collect and analyze data. It includes a detailed description of the experimental procedures and the statistical tools employed.

3. The third part of the document presents the results of the study, showing the trends and patterns observed in the data. It includes several tables and graphs that illustrate the findings in a clear and concise manner.

4. The fourth part of the document discusses the implications of the findings and provides recommendations for future research. It highlights the areas that need further exploration and the potential applications of the study.



Europäisches Patentamt
European Patent Office
Office européen des brevets

⑪ Publication number:

0 0 3 1 6 3 3
A 3

⑫

EUROPEAN PATENT APPLICATION

⑰ Application number: 80301368.9

⑤① Int. Cl.³: **G 02 C 7/02**

⑱ Date of filing: 25.04.80

⑳ Priority: 20.12.79 JP 165958/79

⑦① Applicant: Kabushiki Kaisha Hoya Lens,
Kowada 25-banchi, Itsukaichimachi, Nishitamagun,
Tokyo (JP)

㉑ Date of publication of application: 08.07.81
Bulletin 81/27

⑦② Inventor: Tarumi, Niro, 280-27-302 Haljimacho,
Akishima-City Tokyo (JP)
Inventor: Komiya, Shigeo, Miyazawacho 309-8,
Akishima-City Tokyo (JP)
Inventor: Tsuchiya, Makoto,
Otsu 132-1 Sekimachi 1-chome, Neima-ku Tokyo (JP)

㉒ Designated Contracting States: BE DE FR GB IT LU NL
SE

⑦③ Representative: Harrison, David Christopher et al,
MEWBURN ELLIS & CO 70 & 72 Chancery Lane, London
WC2A 1AD (GB)

㉓ Date of deferred publication of search
report: 21.10.81 Bulletin 81/42

⑤④ **Method of marking a lens.**

⑤⑦ Hydrophilic indicia are marked on an ophthalmic lens of plastics material by treating the lens surface with an agent which provides a marking on the lens surface which is visible only when moisture is applied to the lens surface, for instance when a person's breath is applied to the lens surface. Lenses so marked are readily identified and recognized when fogged but otherwise remain totally transparent with the optical properties of the lens itself being unaffected. The agent used is concentrated sulfuric acid at a concentration of 50% and, to reduce application times, up to 1% of a sulfate, preferably silver sulfate.

EP 0 031 633 A3



European Patent
Office

EUROPEAN SEARCH REPORT

0031633 Application number

EP 80 30 1368

DOCUMENTS CONSIDERED TO BE RELEVANT			CLASSIFICATION OF THE APPLICATION (Int. Cl.)
Category	Citation of document with indication, where appropriate, of relevant passages	Relevant to claim	
A	FR - A - 2 406 217 (ESSILOR INTERNATIONAL & CIE GENERALE D'OPTIQUE) * The whole document *	1	G 02 C 7/02 B 29 D 11/00
	--		
A	FR - A - 2 355 642 (TOPPAN PRINTING CO LTD) * Page 15, lines 20-39 *	1	

			TECHNICAL FIELDS SEARCHED (Int. Cl.)
			G 02 C 7/02 7/04 B 29 D 11/00 11/02 G 09 F 3/00
			CATEGORY OF CITED DOCUMENTS
			X: particularly relevant A: technological background O: non-written disclosure P: intermediate document T: theory or principle underlying the invention E: conflicting application D: document cited in the application L: citation for other reasons
			&: member of the same patent family, corresponding document
The present search report has been drawn up for all claims			
Place of search	Date of completion of the search	Examiner	
The Hague	03-08-1981	TREVETIN	